

Monitoring Server And Pool Bandwidth Usage

When monitoring your bandwidth usage, there are a couple of concepts to first understand. Learn how to effectively understand your bandwidth usage, when you may encounter excess usage charges and how to use your Console account to monitor your bandwidth in the knowledgebase article below.

Server Bandwidth Allocation - Each 100TB dedicated server has a bandwidth usage allocation. The allocation is the total amount of bandwidth in GB or TB that can be used per billing period (typically a month) without incurring additional bandwidth charges.

Pool Bandwidth Allocation - A "pool" is made up of all the dedicated servers you have in a specific 100TB data center. The pool bandwidth allocation is, therefore, the total of all the individual server bandwidth allocations in that data center, or pool.

For example, if a customer has eight (8) dedicated servers in the Salt Lake City data center and each server has a server bandwidth allocation of one hundred terabytes (100TB) per billing period then the total pool bandwidth allocation is $8 \times 100\text{TB} = 800\text{TB}$ per billing period. The total pool bandwidth allocation can be used by any server in the Salt Lake City data center location without additional fees as long as the combined bandwidth usage does not exceed 800TB.

Billing For Bandwidth Usage

We bill for total bandwidth usage at the pool level only. This means that individual servers can exceed their server bandwidth allocation for a billing period, but no additional bandwidth charges will be incurred unless the pool bandwidth allocation is also exceeded.

If we return to the example above, if two of the eight servers in the Salt Lake City pool are over their 100TB server bandwidth allocation for a billing period, but overall usage for the pool is below the 800TB pool bandwidth allocation, then no additional bandwidth overage charges will be incurred for the billing period.

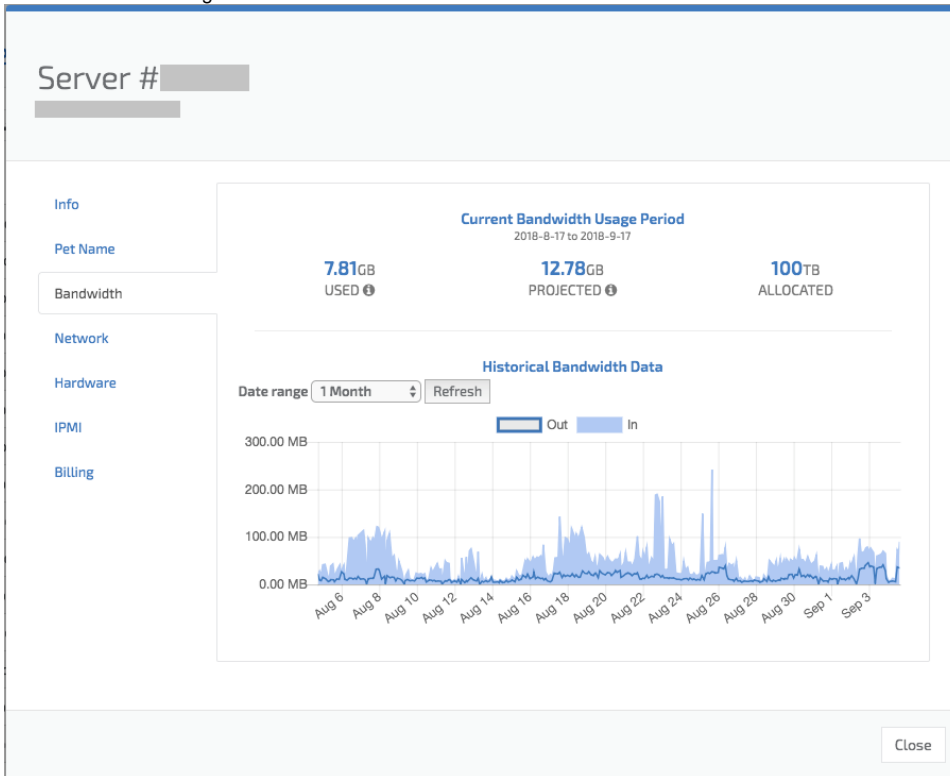
Usage Beyond Allocated Bandwidth

Bandwidth excess usage charges are quoted per terabyte and vary by pool/data center. You can see a full list of bandwidth cost within your Console account. You can also see a full list of data centers where bandwidth billing applies at the end of this article.

Tracking Bandwidth Usage Within Console

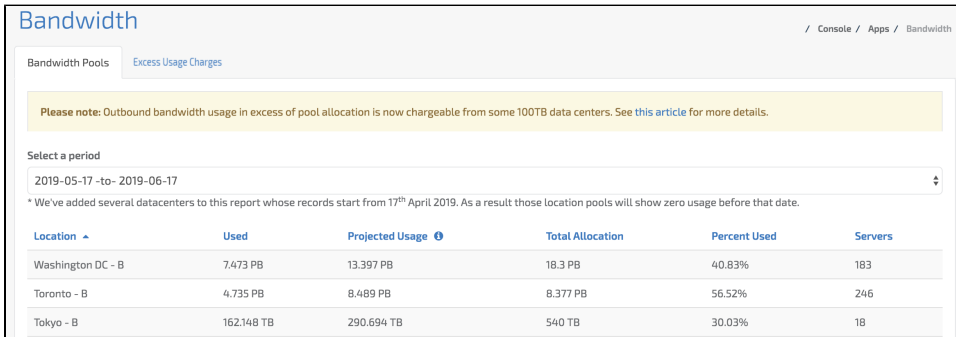
You can monitor your server and pool bandwidth usage by logging into your Console account.

1. Server bandwidth usage can be accessed by clicking **Dedicated Servers** in the left-hand menu. Next, double-click on the server you would like to monitor from the list provided. You can see the Total Usage, Projected Usage, and server bandwidth allocation for the current billing period, or choose a custom date range.



We are currently not billing for bandwidth in excess of total allocation on some older servers. If this applies to one or more of your servers, you will see confirmation in the Dedicated Servers area in Console. The total bandwidth allocation for the server will still contribute to your total allocation for the data center pool and can be shared by other servers you have in the same pool.

2. Pool bandwidth usage is accessed by clicking **Bandwidth** from the left-hand menu. You will see a list of all the pools your servers are included in. From here you can view Total Usage, Projected Usage, and Bandwidth Allocation at the pool level, as well as view the individual servers that make up a pool. You can view excess usage charges for each data center by clicking on the **Excess Usage Charges** tab.



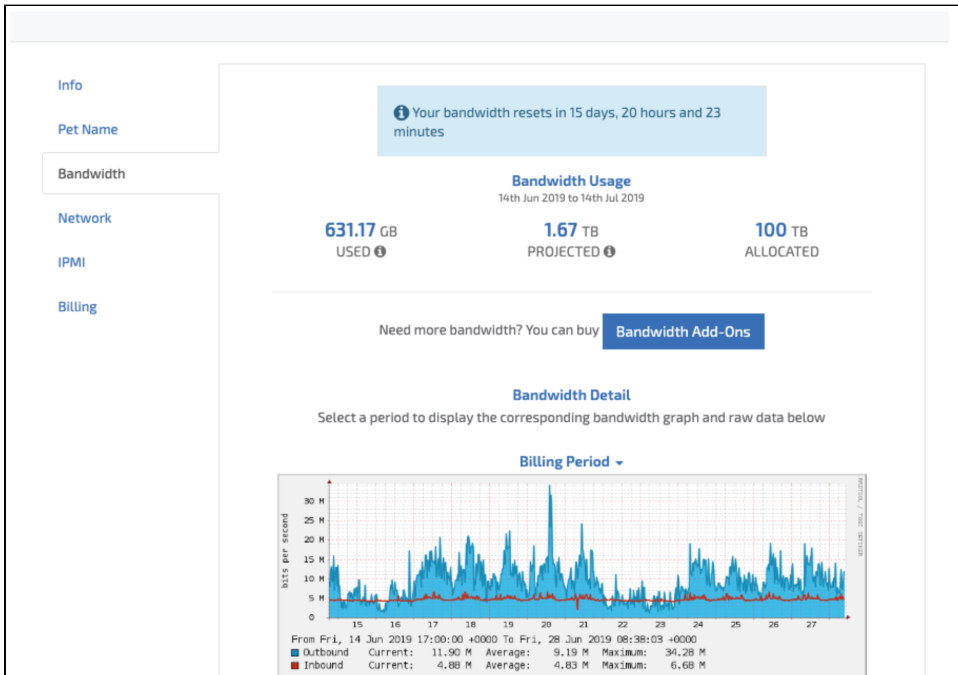
The screenshot shows the 'Bandwidth' page in a web application. At the top, there are navigation tabs for 'Bandwidth Pools' and 'Excess Usage Charges'. A yellow note states: 'Please note: Outbound bandwidth usage in excess of pool allocation is now chargeable from some 100TB data centers. See this article for more details.' Below this is a date range selector set to '2019-05-17 -to- 2019-06-17'. A small asterisk note indicates that records start from 17th April 2019. The main content is a table with the following data:

Location	Used	Projected Usage	Total Allocation	Percent Used	Servers
Washington DC - B	7.473 PB	13.397 PB	18.3 PB	40.83%	183
Toronto - B	4.735 PB	8.489 PB	8.377 PB	56.52%	246
Tokyo - B	162.148 TB	290.694 TB	540 TB	30.03%	18

Add extra bandwidth to your servers – currently available in London, Amsterdam, Frankfurt, and New York City

If you require more bandwidth than the amount currently allocated to your server or overall pool/data center, you can purchase Bandwidth Add-Ons. This enables you to add an extra 50TB, 100TB, or 500TB of monthly bandwidth allocation for a fixed fee.

You can purchase a Bandwidth Add-On at any time during a billing period, and immediately add the amount to your total allocation for the server /pool. You will be billed the full amount for the Bandwidth Add-On at the same time. You can purchase Bandwidth Add-Ons in both the [Bandwidth](#) and [Dedicated Servers](#) areas within Console.



Bandwidth / Console / Apps / Bandwidth

Bandwidth Pools [Excess Usage Charges](#)

Please note: Outbound bandwidth usage in excess of pool allocation is now chargeable from some 100TB data centers. See [this article](#) for more details.

[Buy Bandwidth Add-Ons](#) [Clear Filters](#)

Data Center: London - A

*We've added several datacenters to this report whose records start from 17th April 2019. As a result those location pools will show zero usage before that date.

Location	Used	Projected Usage	Total Allocation	Percent Used	Servers
London - A	5.066 TB	13.409 TB	200 TB	2.53%	2

Servers in London - A
Choose which servers you wish to add additional bandwidth to, and how much. Bandwidth can be shared across all bare metal servers in the same pool (data center).

Hardware ID	Hostname	Used	Projected	Total Allocation	Percent Used	Bandwidth Add-On
3294	56410.hosted-by-100tb.com	631.869 GB	1.671 TB	100 TB	0.63%	50TB - \$100/mo/eph
3838	563403.hosted-by-100tb.com	4.434 TB	11.738 TB	100 TB	4.43%	--Please select an add-on plan--

Total cost of additional bandwidth per month: \$100
You will be billed \$100 for the billing period ending 14th Jul 2019 and have 50TB added to the bandwidth allowance for your pool immediately.

[Buy](#)

You can remove Bandwidth Add-Ons previously purchased in the [Bandwidth](#) area by clicking on the **Remove Bandwidth Add-Ons** button. Note that the Add-On will remain on your server until the end of the current billing period, at which point it will be removed and your server's Total Allocation reduced accordingly.

⚠ Bandwidth Usage

Projected bandwidth usage is calculated based on bandwidth usage during this billing period, extrapolated forward for the time remaining in the period. The amount you see is a prorated estimate. Your actual bandwidth usage for the full billing period may be significantly higher or lower than the current projection depending on actual usage.

Bandwidth billing commenced at the following data centers from the billing period beginning September 17th, 2018:

North and South America:

- Washington DC – B / 1 / 4 / 7
- Dallas, TX – B / 1 / 5 / 6 / 7 / 9 / 10

- Houston, TX – B / 2
- Mexico City – B / 1
- Montreal – B / 1
- San Jose, CA – B / 1 / 3 / 4
- Seattle, WA – B / 1
- Toronto – B / 1
- Sao Paulo – B / 1

Europe:

- Amsterdam – B / 1 / 3
- London – B / 2
- Frankfurt – B / 2
- Paris – B / 1
- Milan – B / 1
- Norway - B

Asia Pacific:

- Chennai – B / 1
- Hong Kong – B / 2
- Singapore – B / 1
- Seoul – B / 1
- Melbourne – B / 1
- Sydney – B / 1
- Tokyo – B / 2

Bandwidth billing commenced at the following data centers from the billing period beginning July 17th, 2019:

- London
- Amsterdam
- Frankfurt
- New York